





# Children's TherAplay

The Children's TherAplay Foundation, Inc.

## Design Process



### ARTICLE 1

#### **An Early Start for your Child with Autism**

- Toys should have a **main theme to allow for the recognition of ways things work in the world.**
- Having a main theme helps them learn which action goes with each object.
- Variation should be added to play by:
  1. adding **more pieces**
  2. adding **more actions**
  3. adding **more phases or stages**

### ARTICLE 2

#### **Visual-Based Training Program for Motor Functions in Cerebral Palsied Children with Cortical Visual Impairment**

- Using **materials that offer light and dark, movement and very vivid colors** are the first stages in stimulating vision in order to look with understanding
- The **sensory lights** for children **provide visual challenges** and eye-catching fun that **inspires visual input and development.**
- The **act of reaching** is beneficial for muscles and practices hand-eye coordination

### ARTICLE 3

#### **The Multisensory Playground Experience**

- **Crawling** helps to develop balance, strengthen muscle tone and to develop eye-hand coordination.
- The **crawling movement** is **repetitive** and this stimulates brain activity to develop cognitive processes such as concentration, memory, comprehension and attention.
- The exploration of **touch, sight, and sound** uses a child's cognitive, tactile, visual, auditory, motor, language and social skills.

### ARTICLE 4

#### **Hazel Court Community Special School**

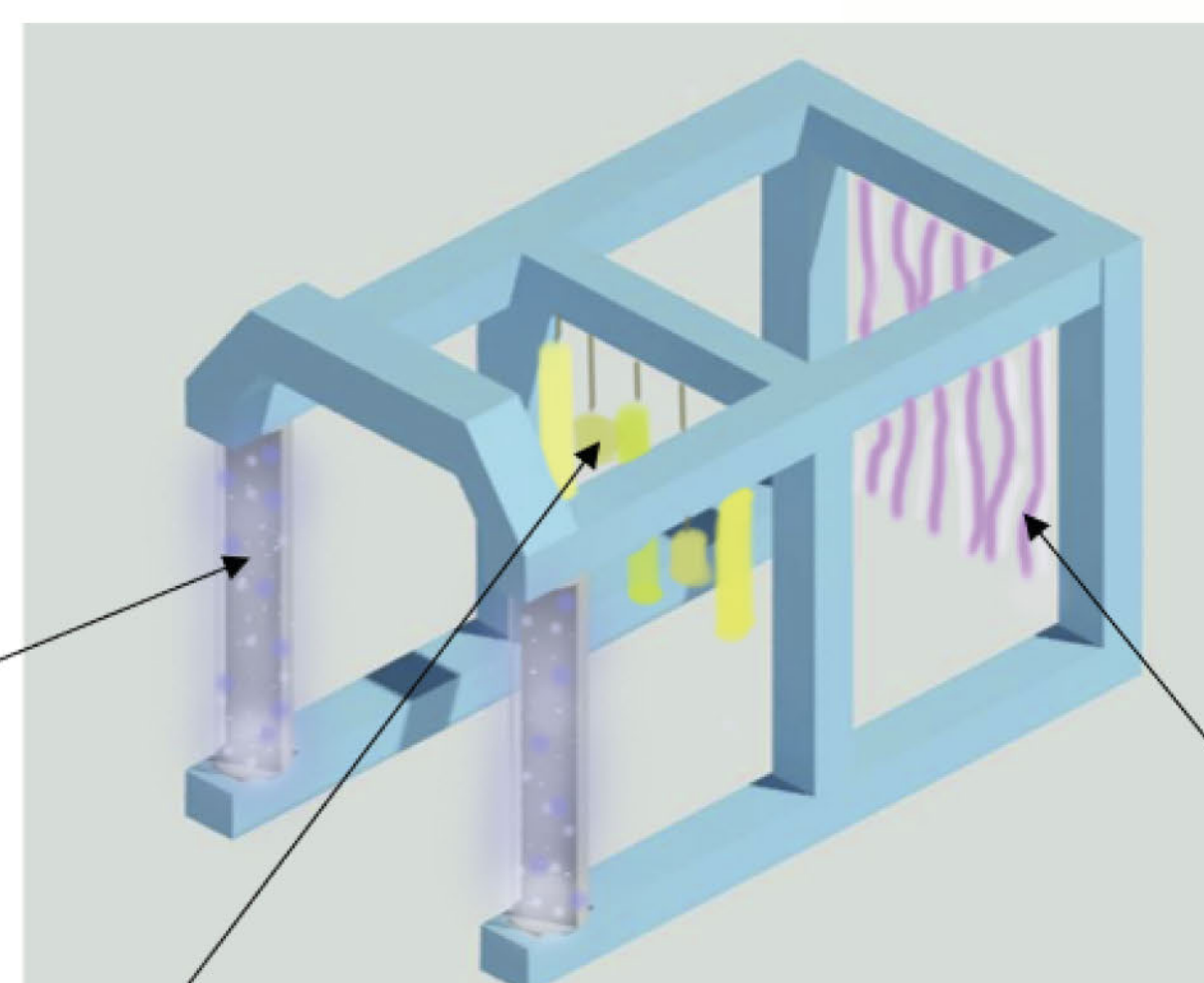

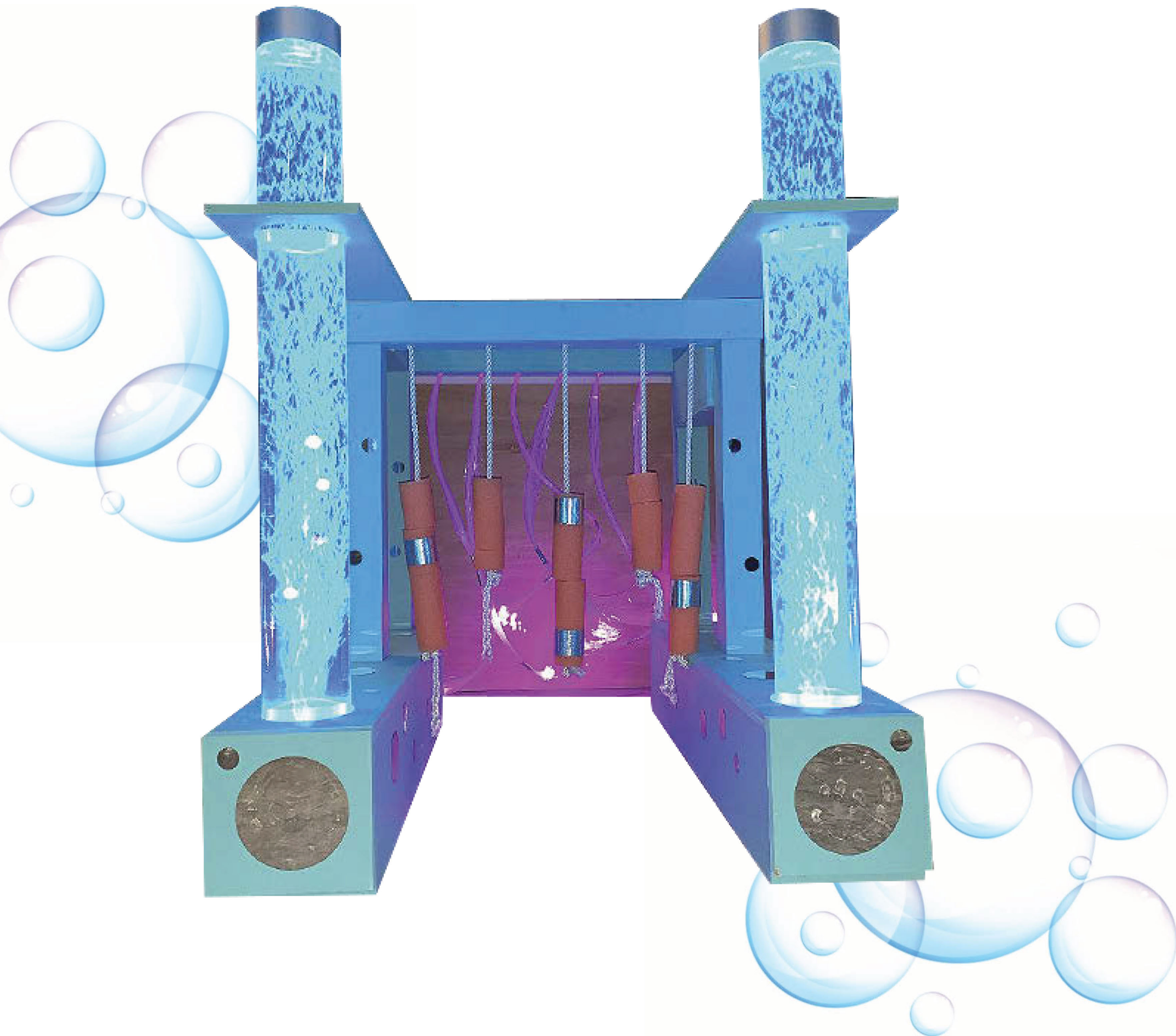
- Some children prefer to interact with toys by physically feeling and seeing in **close proximity to their face.**
- Some children that have physical difficulties find it easiest to **look upwards**

### ARTICLE 5

#### **Sensory Integration and Therapy in Sensory Room**

- **Sounds** with the linked imagery **allows to create a true experience**
- Optical fibers guide visual attention





### 1. Sound and Visual Movement

- Bubble tubes grab the attention of a user with its mesmerizing and colorful effects
- From here, they will be encouraged to continue traveling through to the next destination.
- Bubble tubes have the ability to calm or stimulate and encourage interaction as they create constantly moving, color-changing bubbles
- The sight and sound of bubbles create a true experience of a car wash

### 2. Touch and Feel

- The textured objects hanging will encourage the use of hand grabbing and using the muscles in the arms and hands
- Foam noodles and sponges will be hung so that the child can squeeze and play with the objects
- For the child to continue to the end, they must go through the hanging objects which could take some courage for children that may be scared of being too close to things or going through things

### 3. Sight

- Optical fibers are used to guide the sense of vision
- The string lights allow for interaction with their body as well as they can be wrapped around fingers and arms
- Fiber optics provide a stimulating, yet safe, interaction without electricity or heat
- The interaction is relaxing, bright, and colorful, and it encourages interaction within the environment