

**THERAPLAY FURNITURE
PIECE PROJECT**

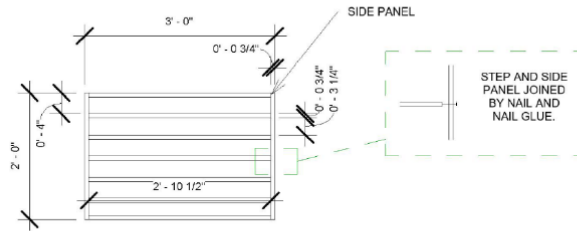
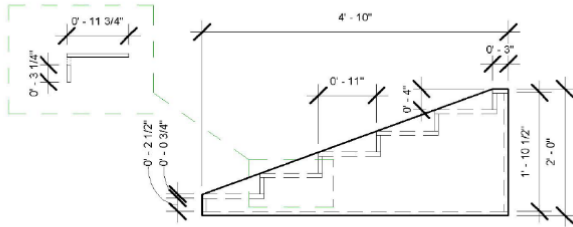
CARMEL, IN

DESIGNING FURNITURE
FOR OCCUPATIONAL AND
PHYSICAL THERAPY
PURPOSES



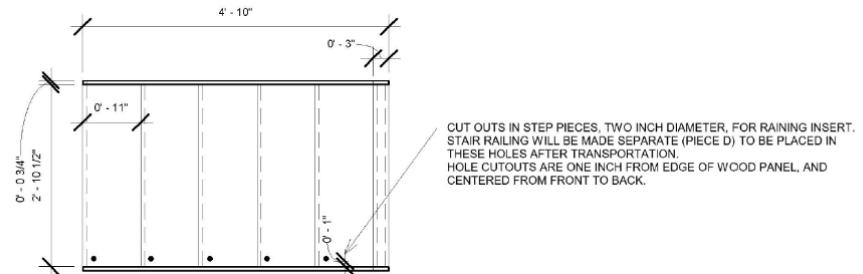
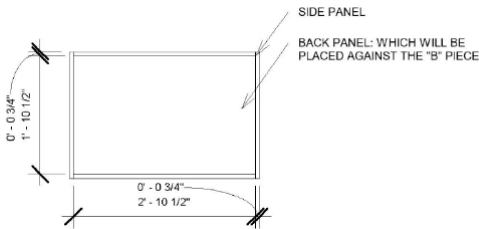
**BALL STATE
UNIVERSITY**

BALL STATE UNIVERSITY
IMMERSIVE LEARNING
PROGRAM



1 SIDE VIEW

2 FRONT VIEW



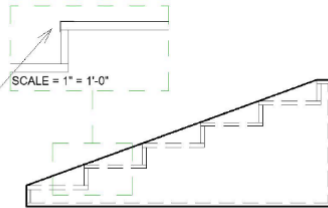
3 BACK VIEW

4 TOP VIEW

DETAILED STAIR NOTES:

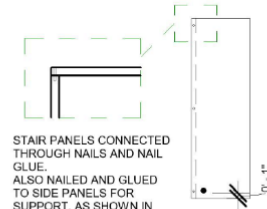
5A

ROPPE VINYL STAIR NOSING WILL BE PLACED ON EACH STEP CORNER FOR ADDED PROTECTION AND GRIP AS CHILDREN TRAVEL UP THE STEPS. SIX STRIPS OF ROPPE VINYL STAIR NOSING NEEDED.



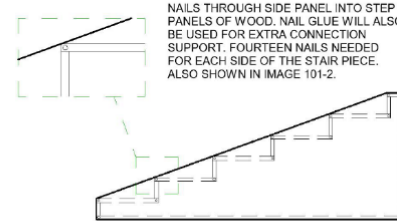
5B

STAIR PANELS CONNECTED THROUGH NAILS AND NAIL GLUE. ALSO NAILED AND GLUED TO SIDE PANELS FOR SUPPORT, AS SHOWN IN IMAGE A101-2. THREE NAILS SPACED ALONG EDGE OF BOARD.



5C

NAILS THROUGH SIDE PANEL INTO STEP PANELS OF WOOD. NAIL GLUE WILL ALSO BE USED FOR EXTRA CONNECTION SUPPORT. FOURTEEN NAILS NEEDED FOR EACH SIDE OF THE STAIR PIECE. ALSO SHOWN IN IMAGE 101-2.



DRAWN BY KELSEY PARK

COMPANY BALL STATE UNIVERSITY
INTERIOR DESIGN
DES 424
FALL 2020

CLIENT THERAPLAY

DATE

SCALE: 1/2" = 1'-0"